



Self Priming Centrifugal Pump

Model 112E60-B

Size 12" x 12"

PUMP SPECIFICATIONS

Size: 12" x 12" (305 mm x 305 mm) Flanged.

Casing: Gray Iron 30.

Maximum Operating Pressure 94 psi (648 kPa).*

Semi-Open Type, Four Vane Impeller: G-R Hard Iron.

Handles 2 3/4" (69,9 mm) Diameter Spherical Solids.

Impeller Shaft: Alloy Steel 4150.

Replaceable Wear Plate: G-R Hard Iron.

Removable Clean-out Cover Plate: Gray Iron 30; 16 lbs. (7,3 kg).

Suction Elbow: Gray Iron 30.

Pedestal: Gray Iron 30.

Seal Plate: G-R Hard Iron.

Shaft Sleeve: Stainless Steel 304.

Flap Valve: Buna-N ^w/Steel Reinforcement.

Radial Bearing: Open Single Row Ball.

Thrust Bearing: Open Double Row Ball.

Bearing and Seal Cavity Lubrication: SAE 30 Non-Detergent Oil.

Flanges: Gray Iron 30.

Gaskets: Vegetable Fiber and Cork ^w/Buna-N Binder.

O-Rings: Buna-N.

Hardware: Standard Plated Steel.

Brass Pressure Relief Valve.

Bearing Cavity Oil Level Sight Gauge and Seal Bottle Oiler.

Strainer.

Standard Equipment: Victaulic[®] Suction Clamp.

10" x 12" (254 mm x 305 mm) Discharge Inserter.

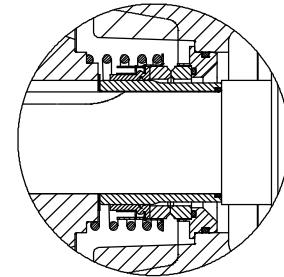
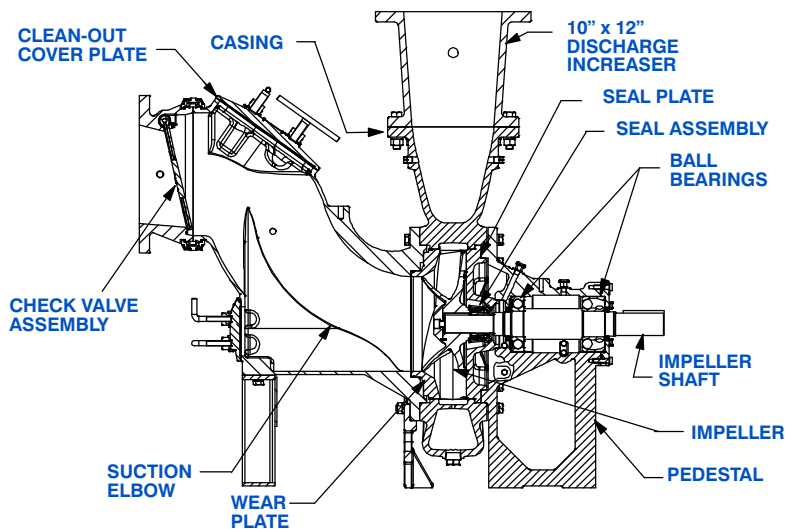
Optional Equipment: 120V/240V Casing Heater.

High Pump Temperature Shutdown Kit. Sewage Relief Valve.

Permalon Seal.

**Consult Factory for Applications Exceeding
Maximum Pressure and/or Temperature Indicated.*

Victaulic is a Registered Trademark of Victaulic Company of America.



SEAL DETAIL

Type 2, Mechanical, Oil-Lubricated, Double Floating, Self-Aligning. Silicon Carbide Rotating and Stationary Faces. Stainless Steel 316 Stationary Seat. Fluorocarbon Elastomers (DuPont Viton[®] or Equivalent). Stainless Steel 18-8 Cage and Spring. Maximum Temperature Pumped is 160°F (71°C).*



GORMAN-RUPP PUMPS

www.grpumps.com

Specifications Subject to Change Without Notice

Printed in U.S.A.

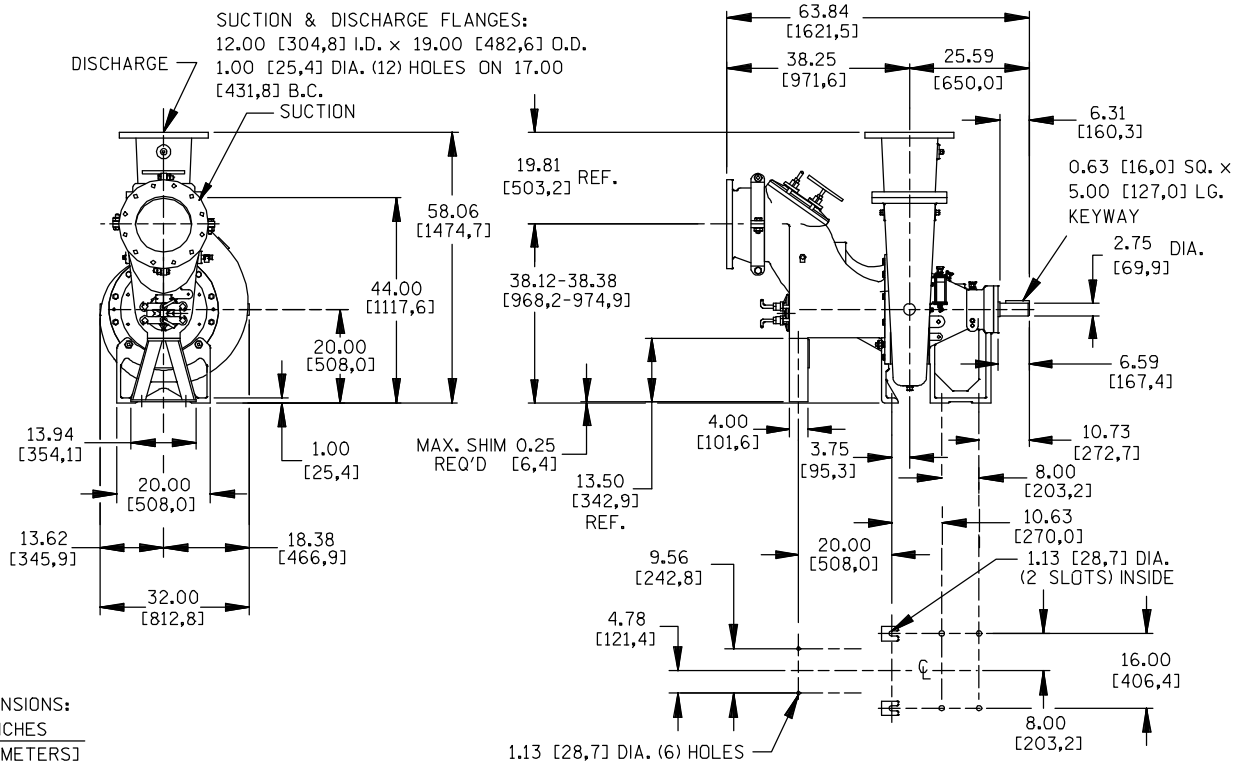
Specification Data

SECTION 50, PAGE 2575

APPROXIMATE
DIMENSIONS and WEIGHTS

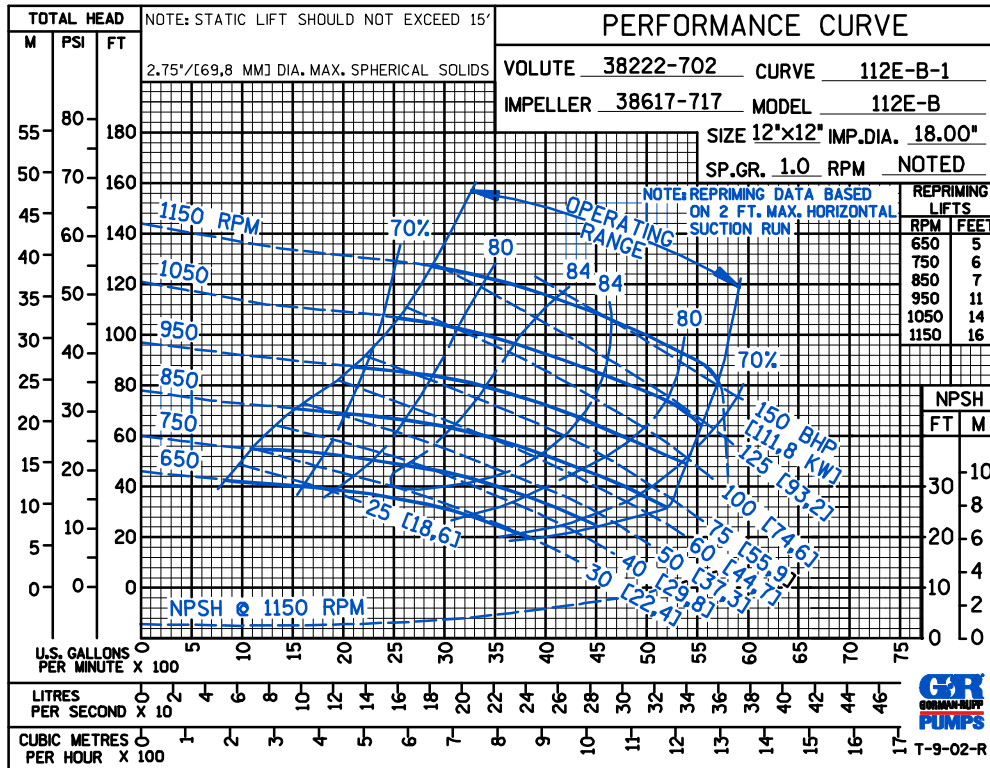
NET WEIGHT
SHIPPING WEIGHT
EXPORT CRATE SIZE

2200 LBS. (997 KG.)
2392 LBS. (1085 KG.)
98 CU. FT. (2,8 KG.)



DIMENSIONS:
INCHES
[MILLIMETERS]

**MULTI-SPEED
CURVE
PERFORMANCE
BASED ON
WATER**



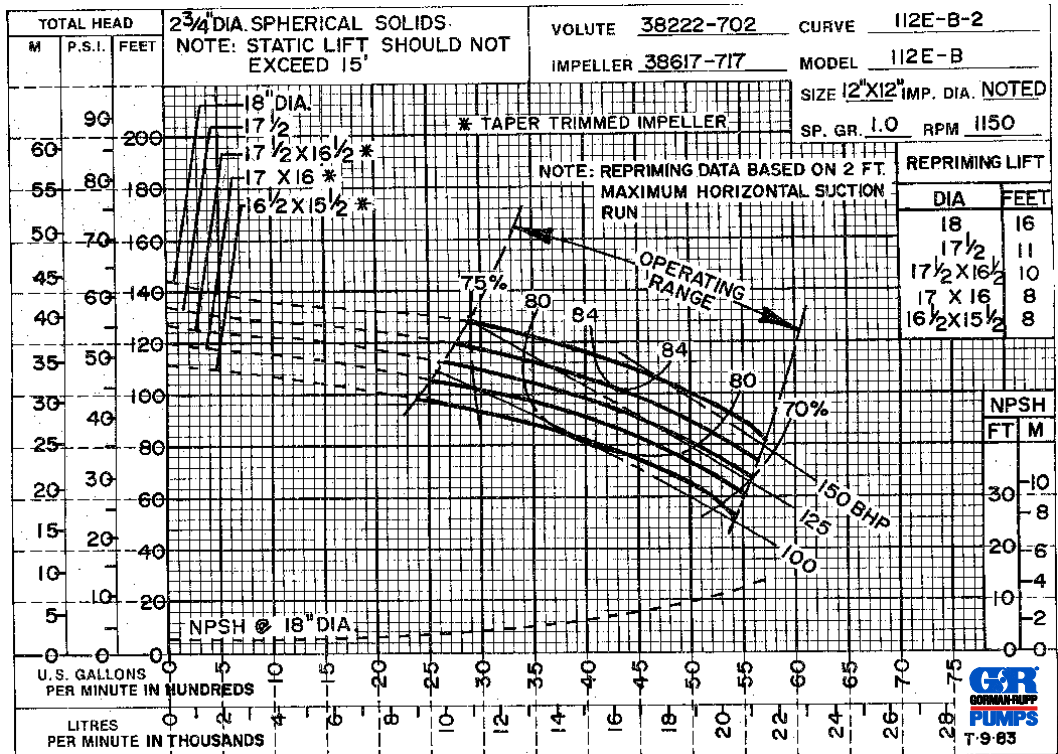
GORMAN-RUPP PUMPS

www.grpumps.com

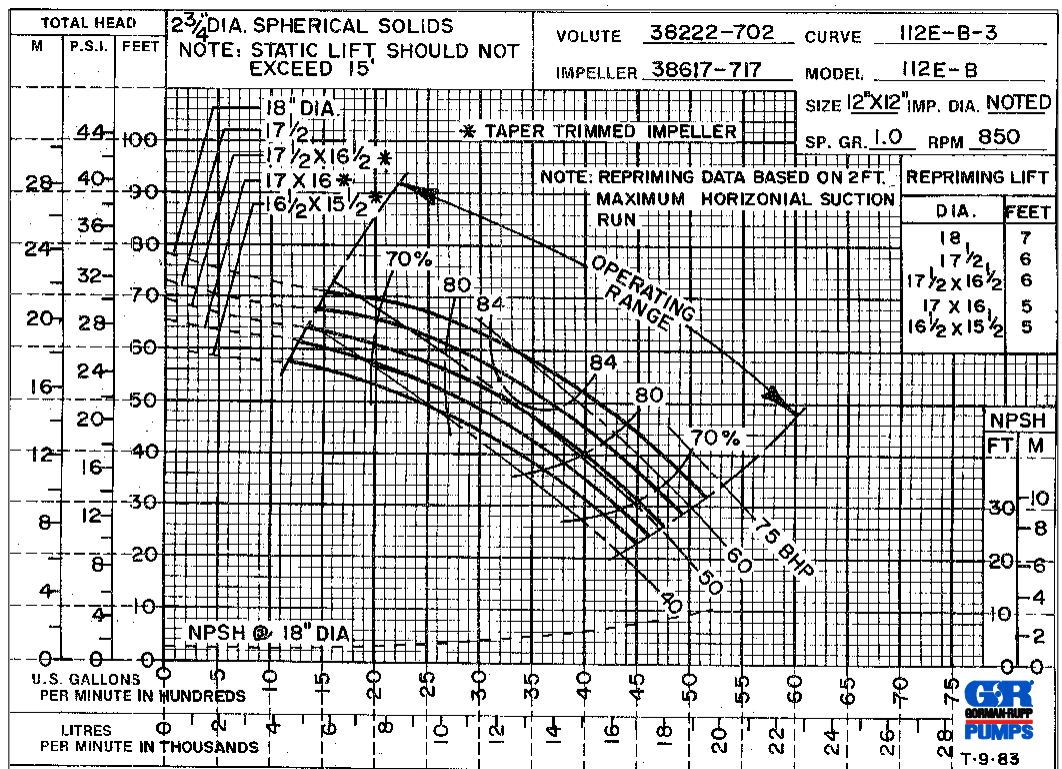
Specifications Subject to Change Without Notice

Printed in U.S.A.

60 HERTZ
PERFORMANCE
BASED ON
WATER
TRIMMED
IMPELLER



60 HERTZ
PERFORMANCE
BASED ON
WATER
TRIMMED
IMPELLER



GORMAN-RUPP PUMPS

www.grpumps.com

Specifications Subject to Change Without Notice

Printed in U.S.A.